



BEAMZ
MADE
EAZY

150.588 V.1

BBP90 UPLIGHT PAR
QUICK START GUIDE

REMOTE CONTROLLER

BLACK OUT

1. Press **<BLACK OUT>** off existing modes.
2. Press any colour button to turn the lights on again.

AUTO

Automatic mode will enable you to run the automatic light programs. To turn on automatic mode:

1. Press **<AUTO>** on the remote controller. Display shows **"FF99"**.
2. Press **<+>** or **<->** to choose between the different auto programs.
3. Press **<AUTO>** again to turn off the auto mode.

SOUND

Sound mode will enable the product to respond to the music. To turn on sound mode:

1. Press **<SOUND>** on the remote controller.
2. Press **<SENSITIVITY>** and then press **<+>** or **<->** to increase or decrease the sound sensitivity.
3. Press **<SOUND>** again to turn off the sound mode.

STROBE

Activate the strobe function in automatic or sound mode.

1. Press **<STROBE>** on the remote controller.
2. Press **<+>** or **<->** to either increase or decrease the speed of strobe.
3. Press **<STROBE>** again to turn off the strobe.

SPEED

No function

SENSITIVITY

To adjust sound sensitivity for in sound mode.

1. Press **<SENSITIVITY>** on the remote controller.
2. Press **<+>** or **<->** to either increase or decrease sound sensitivity.
3. Press **<SENSITIVITY>** again to turn off the sensitivity mode.

%

Select colour gradual change mode.

1. Press **<%>** on the remote controller. Display shows **"CC00"**.
2. Press **<+>** or **<->** to either increase or decrease speed of the program.
3. Press **<%>** again to turn off the gradual change mode.

MANUAL

Select one of eight static colours.

1. Press **<MANUAL>** on the remote controller. Display shows **"AU01"**.
2. Press **<+>** or **<->** to choose your static colour.
3. Press **<MANUAL>** again to turn off the manual mode.

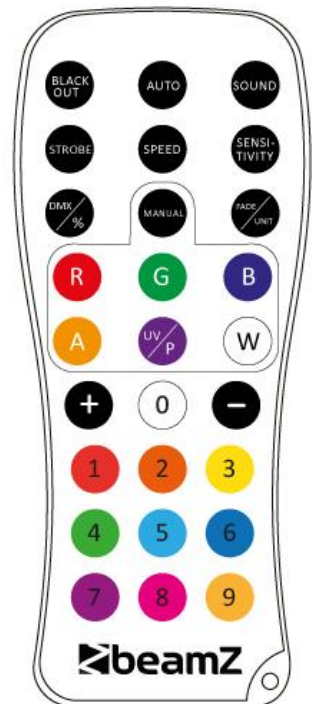
FADE

To adjust the fade speed of the automatic program, the sound active program and the manual mode.

1. Press **<FADE>** on the remote controller. Display shows **"EE00"**.
2. Press **<+>** or **<->** to either increase or decrease the speed of the program.
3. Press **<FADE>** again to turn off the fade mode.

R,G,B,UU AND NUMBER 1~9

1. Select static colour with the buttons **<R>**, **<G>**, ****, **<UU>** or digit **<1>** to **<9>**.
2. Press **<+>** or **<->** to either increase or decrease brightness.




CONTROL MENU

| MENU | | DESCRIPTION |
|-------|---------|--|
| A001 | 001-512 | DMX address setting |
| U_100 | 000-100 | Battery level indicator |
| IRYE | yE | Turn on the remote control function |
| | no | Turn off the remote control function |
| 0255 | 000-255 | Master dimmer 0-100% |
| R255 | 000-255 | Red dimmer 0-100% |
| G255 | 000-255 | Green dimmer 0-100% |
| B255 | 000-255 | Blue dimmer 0-100% |
| U255 | 000-255 | UV dimmer 0-100% |
| F255 | 010-255 | Strobe speed from slow to fast |
| CL01 | 01-08 | Static colour selectable |
| CC01 | 00-99 | Colour jumping, |
| DE01 | 00-99 | Colour gradual change, speed from slow to fast |
| CP01 | 00-99 | Colour pulse change, speed from slow to fast |
| SUN9 | 0-9 | Sound control, sensitivity from high to low |

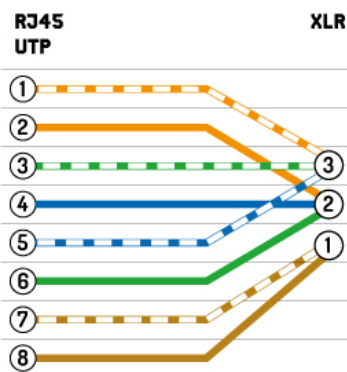
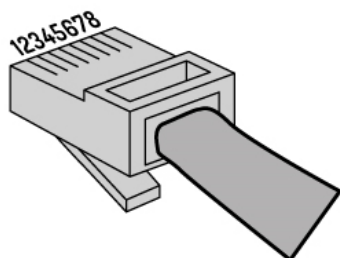
DMX CHANNELS

| CHANNEL | FUNCTION | VALUE | DESCRIPTION |
|---------|---------------|---------|-----------------------------------|
| 1 | Master dimmer | 000-255 | Dim all, From dark to bright |
| 2 | Colour | 000-255 | Red 0-100%, from dark to bright |
| 3 | | 000-255 | Green 0-100%, from dark to bright |
| 4 | | 000-255 | Blue 0-100%, from dark to bright |
| 5 | | 000-255 | UV 0-100%, from dark to bright |
| 6 | Strobe | 000-009 | No function |
| | | 010-255 | Strobe from slow to fast |
| 7 | Function | 000-050 | No function |
| | | 051-100 | 8 kinds of colour output |
| | | 101-150 | Colour jumping |
| | | 151-200 | Colour gradual change |
| | | 201-250 | Colour pulse change |
| | | 251-255 | Sound control |

RJ45 TO DMX CABLE



RJ45





BEAMZ

**YOUR FUTURE
YOUR SKILLS
YOUR PLATFORM
YOUR PARTY
YOUR EVENT**



is a leading developer of lighting products, including intelligent DMX moving heads, wireless battery operated DMX effects, static washes, sound-activated club effects, strobes & blacklights, LED lighting, fog and special effects machines, lasers and indoor and outdoor architectural lighting, as well as lighting controllers and protective bags.

